



தமிழ்நாடு அரசு

ஏழாம் வகுப்பு

இரண்டாம் பருவம்

தொகுதி 1

தமிழ்
ENGLISH

தமிழ்நாடு அரசு விலையில்லாப் பாடநூல் வழங்கும் திட்டத்தின்கீழ் வெளியிடப்பட்டது

பள்ளிக் கல்வித்துறை

தீண்டாமை மனிதநேயமற்ற செயலும் பெருங்குற்றமும் ஆகும்

தமிழ்நாடு அரசு

முதல்பதிப்பு - 2019

(புதிய பாடத்திட்டத்தின்கீழ்
வெளியிடப்பட்ட முப்பருவ நூல்)

விற்பனைக்கு அன்று

பாடநூல் உருவாக்கமும்
தொகுப்பும்



மாநிலக் கல்வியியல் ஆராய்ச்சி மற்றும்
பயிற்சி நிறுவனம்
© SCERT 2019

நூல் அச்சாக்கம்



தமிழ்நாடு பாடநூல் மற்றும் கல்வியியல்
பணிகள் கழகம்
www.textbooksonline.tn.nic.in

7th

English

Term 2



PREFACE

The English textbook for standard VII has been prepared following the guidelines given in the National Curriculum Framework, 2005. It has been created to make English language learning, both effective and enjoyable. The aim has been to balance learning the structures and vocabulary of the language, with learning their use, in everyday life.

The activities have been graded carefully to allow a gradual building of language proficiency. The lessons provide effective individual and collaborative learning in pairs and groups and enable differentiation in multilevel classrooms. Each unit focuses on the themes of natural and social world to stimulate curiosity and imagination, engaging both heart and mind. An ICT Corner has been introduced in each unit for the first time in a State Board Text Book to develop current digital literacy skills.

How to use the book

- ✓ The Third Term English Book for Standard VII has two units and one play.
- ✓ Each unit is planned for a month.
- ✓ First two units are divided into **sections** and the third one is combined as it's a speech. Each section is designed to initiate and sustain the **Active Learning** process.

Sl. No.	Units	Page No.									
1	<table border="1"> <tr> <td>Prose</td> <td>Adventures of Don Quixote</td> <td></td> </tr> <tr> <td>Poem</td> <td>The Poem of Adventure</td> <td></td> </tr> <tr> <td>Supplementary</td> <td>Alice in Wonderland</td> <td></td> </tr> </table>	Prose	Adventures of Don Quixote		Poem	The Poem of Adventure		Supplementary	Alice in Wonderland		
Prose	Adventures of Don Quixote										
Poem	The Poem of Adventure										
Supplementary	Alice in Wonderland										
2	<table border="1"> <tr> <td>Prose</td> <td>The Last Stone Carver</td> <td></td> </tr> </table>	Prose	The Last Stone Carver								
Prose	The Last Stone Carver										

Warm Up

Look at the pictures. Name the activities.

Discuss and Answer

- ✓ The **pictorial warm up** page will help activate students own knowledge and ideas of the topic.
- ✓ The **digital warm up** can be used for visualizing the theme to motivate and interest learners.

- ✓ **In-Text questions** in each section can be used for discussion and to check and develop comprehension skills.
- ✓ **Digital glossary** can be used to listen to correct pronunciation and visualise words.
- ✓ The '**Do You Know?**' box can be used to enhance general knowledge while initiating spoken language.

GLOSSARY	
knights	-
incredible	-
hilarious	-
ogres	-
combat	-
prodigious	-
steeds	-
spurs	-

- ✓ The illustrations in Picto Grammar will make understanding of grammar easy.
- ✓ Digital Grammar Games can be used to reinforce learning to encourage students to play and learn easily.
- ✓ Language Check Point can highlight points of usage to avoid the common mistakes.



CREATIVE WRITING

Concrete Poems

Concrete poems are made up of words that have been placed in such a way that they make the shape of an object and also use words to describe the object.

Start by making a single outline of the shape or object (an animal, a football, a fruit etc.) large enough to fill a piece of paper.

Then brainstorm a minimum of ten words and phrases that describe the shape. List action and feeling words as well.

Next, place a piece of paper over the shape and decide where your words are going to be placed so that they outline your shape but also fit well together.

Separate words and phrases with commas.



- ✓ Students can be taken through all the steps of writing with the help of pictures and prompts.
- ✓ Creative writing can be used to bring out their imaginative skill.
- ✓ Students can be encouraged to present or display their writings in the class.

- ✓ The warm up picture given at the beginning of each section can be used to discuss the theme of the poem.
- ✓ The focus should be on the enjoyment of the poem through exploring imaginary skills & rhythm.
- ✓ The supplementary section encourages extensive reading and appreciation of literature.

Listen to the teacher read this section.



The young man flung the hammer and the chisel to the ground and cried, "I'm

CONNECTING TO SELF

Tackling the Issues

Ask the class to discuss solutions to an issue that plagues contemporary society at large or just your community—for example, homelessness, violence, environmental degradation, hunger.

Half the class should mention idealistic solutions to the chosen issue; the other half should mention only realistic approaches to solving the problem.

See if, in listening to both sides, someone can come up with a proposal that is both realistic and unconventional—an idea that hasn't been tried yet.

- ✓ Connecting to Self is based on the values of each lesson.
- ✓ Project is meant for working in groups and to develop collaborative learning.
- ✓ The development of higher order thinking skills is facilitated by the Steps to Success.

- ✓ Students can be encouraged to extend their reading activity through learning links section.
- ✓ Students can be helped to download the games and install them.
- ✓ The activities in ICT Corner will ensure learning language skills through websites and app links.

ICT CORNER

GRAMMAR – DEGREES OF COMPARISON

- ★ To learn and practise the three forms of adjectives.
- ★ To know and practise about the rules while comparing the adjectives.

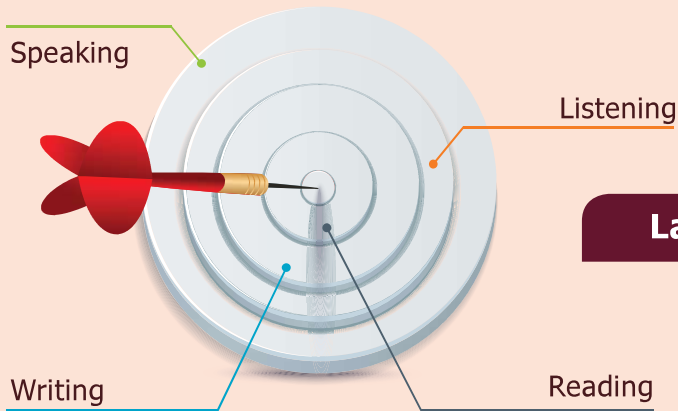


Steps

1. Type the URL link given below in the browser or scan the QR code.
2. You can see the home page of the interactive game of Adjectives.

English

Key Features




Language Skills

Salient Features

- ✂ Connecting to self
- 🖼 Think and do
- 📊 Steps to success
- ☑ Language Checkpoint
- 📷 Picto grammar

Language Enrichment

- 🎓 Literary Appreciation
- 🖋 Creative Writing
- 📝 Project Work
- 🌐 Learning Links



Digital Features

- Digi Warm up
- e-Glossary
- Grammar Games
- ICT Corner
- Infographics

Learning Outcomes

1

Unit

- ❖ Promotes reading and vocabulary skills.
- ❖ Draw and write their own comics.
- ❖ Promotes use of higher-level thinking skills.

2

Unit

- ❖ Listen to the teacher reading out the material and gathers information from it.
- ❖ Read aloud the stories and recites poems with appropriate pause, information and pronunciation.
- ❖ Answers questions orally and in writing after reading the text.
- ❖ Thinks critically, compares and contrasts character, events, ideas, themes and relates them to life.
- ❖ Shares his / her experiences on his / her visit to art exhibition in writing.
- ❖ Summarize orally and in writing the given text.
- ❖ Locates details, sequence of ideas and identify the main idea.
- ❖ Understands the rules of grammar through a variety of situations and pictures and uses them in real life situations.
- ❖ Infers the meaning of unfamiliar words by reading them in context.
- ❖ Refers dictionary the sources to find meaning of new words while reading and writing.

CONTENT

Sl. No.

Units

Page No.

1

Prose	Adventures of Don Quixote	83
Poem	The Poem of Adventure	98
Supplementary	Alice in Wonderland	103

2

Prose	The Last Stone Carver	109
Poem	Wandering Singers	122
Supplementary	Naya – The Home of Chitrakaars	126

Text Book



Assessment



Digi Links





Adventures of Don Quixote

Prose

Warm Up



Once upon a time, in a village called La Mancha, in Spain, there lived a man who loved to read about **knights**. Every day he would read about courageous knights and the **incredible** adventures they had. He was so absorbed in these stories that he hardly remembered to eat or sleep.

The days of Knights and Squires, of exciting adventures and romances come alive in the **hilarious** account of Don Quixote's travels. As years passed, Don Quixote imagines himself placed in the world of knights. He convinces Sancho Panza, a peasant from the same village, to be his squire. And together they set out to seek their fortune, Don Quixote eager to be the best chivalrous knight. This delightful story of chivalry is all fun and pleasure, laughter and excitement, farce and suspense.

Quixote : Sancho, how would you like to become my servant, and accompany me on a great adventure?

Sancho : Your servant?

Quixote : Yes, if you serve me faithfully and honestly, I will reward you with an island.

Sancho : An island? Are you serious?

Quixote : I vow it upon my honour as a knight! So, will you come with me?

Sancho : Yes Master. I will come with you.

[The two men set out on a journey together. On the hill in front of them, they could see a large old windmill. When he saw it, Don Quixote's eyes began to sparkle.]

Quixote : Look Sancho, how dare that hideous ogre block our path?

Sancho : What!? An ogre? Where, Master?

Quixote : Right there! Don't you see that awful creature waving its four arms?

Sancho : But Master...that's a windmill.

Quixote : I tell you these are **ogres**; and if you are afraid of them, go aside and say your prayers, while I engage them in **combat**.

Sancho : Master, that's a windmill!

[Unfortunately, Sancho's shouts and warnings pass unheard. Don Quixote and Rocinante charge the windmill at full speed.]

Quixote : Huh? Prepare to face my spear, Ogre!

[With that, Don Quixote fly towards the windmill and collid with it.]

Sancho : Master, are you alright? See? I told you it was just a windmill. Did I not give you a fair warning? Did I not tell you that they were but windmills?

Quixote : Look Sancho! The ogre is more seriously wounded than I am!

[In fact, the windmill is working perfectly fine. Sancho does his best to dissuade Don Quixote from attempting anything else reckless.]

Sancho : Ha haha. Oh, you are absolutely right. You are a great knight indeed, and you have defeated the fearsome windmill beast!

[After hitting his head on the windmill,Don Quixote become even more disoriented.]

Quixote : Listen to me, Sancho, someday people will write of our great exploits.

Our names will live on in the memories of generations to come. But we must prove worthy of that honour by vanquishing villains and upholding justice. Do you understand?

Sancho : Yes, Master.

[As Don Quixote and Sancho pass a farm, they see a thick cloud of dust appear. Don tells him that here is undoubtedly a **prodigious** army marching in their direction.]

Sancho : O Sir! what must we do?

Quixote : Do! why, we must at once go to the help of the weaker side, of course.

[Don start to name the leaders and principal knights in each army, and to describe the different nations represented.]

Sancho : But, Sir, not a single one of the knights and giants that you have named do I see at all.

Quixote : How now! At least you must hear the neighing of **steeds**, the sound of trumpets, and the rattling of drums.

Sancho : I hear nothing, but the bleating of many sheep and lambs.

Quixote : Your fears prevent you from hearing or seeing alright but if you refuse to follow me to the battle, stand aside, and I will go on alone.

Sancho : Hold, Sir! come back, I entreat! What madness is this! They are verily but sheep and lambs!

[Don Quixote set **spurs** to Rozinante and charge into the midst of the sheep. At this the frightened animals flee helter-skelter in all directions, and the shepherds, seeing the cause of their disorder, pursue Don Quixote with a shower of such well-aimed stones that soon he fall wounded to the ground.]

Quixote : Ha haha! Did you see those cowards run? They are right to fear Don Quixote!

[The local peasants all think Don Quixote is crazy. They laugh and taunt as he pass.]

Peasant 1 : Look, it's Don Quixote, the madman!

Peasant 2 : Hey, Sir Knight, what kind of beast did you defeat this time?

Peasant 3 : Did you finally get those evil sheep? Ha haha!

All : Hail the mad knight, Don Quixote! Ha haha!

[Don Quixote does not understand, and think the people are cheering for him.]

Quixote : Sancho, look! See how the people welcome us! They must have heard of our great deeds!

Sancho : Oh, no. Master, listen very carefully, they are not welcoming us, they are mocking you.

Quixote : Sancho, Sancho, when will you see the truth?

Sancho : Enough is enough. Please Master.

Quixote : Very well, we shall speak no more of this today. But we need more adventures Sancho.

Sancho : Yes Master. We need more adventures.

[Return to his estate Don Quixote realize that all his adventures were simply a product of his imagination. Don Quixote never embarrass himself further by going on any more quests but his house will always be full of children to whom he would tell the most fantastic stories about Knights, Squires and Noble quests.

They lived happily together going on many more adventures in their imagination.]

GLOSSARY



knights	-	
incredible	-	
hilarious	-	
ogres	-	
combat	-	
prodigious	-	
steeds	-	
spurs	-	



X9H6Q4

READ AND UNDERSTAND






Answer the following questions.

1. What kinds of books did Don Quixote like to read? What were these books like?
2. What effect do the things Don Quixote reads have on him?
3. Why didn't Don Quixote believe Sancho Panza when Sancho told him the ogres were actually windmills?



B9N9F3

- 
- 
- 
4. Why do you think Sancho continued to journey on with Don Quixote after the windmill incident?
 5. When Don Quixote sees the cloud of dust on the plain in the distance, what does he think causes it?
 6. Sancho sees two clouds of dust, leading him to conclude that there are two armies. What does Don Quixote think will happen next?
 7. What is the reaction of the shepherds when they see that Don Quixote is attacking their sheep?

Think and Do

1. Most people associate windmills with Holland, rather than Spain. Use the encyclopaedia and any other sources you might have to find out more about windmills and their traditional and modern uses. Then, make a model of a windmill to display with the results of your research.
2. Draw a design of a boat that skims trash off the surface of a river, lake, or ocean. Label the parts and give your invention a catchy name.
 - ★ What kind of vessel could do the job?
 - ★ What parts would it have?
 - ★ How would it move?
 - ★ How could it tell the difference between trash and other objects, such as animals and seaweed?
 - ★ How would it store and dump the trash?
 - ★ Could your machine double as a beach sweeper, sifting trash from sand?

Discuss and Answer

To Dream the Impossible Dream

Don Quixote might be seen as not simply crazy in his refusal to see things as they really are but more like a person who wants to accomplish a greater good and so refuses to compromise his ideals. Examples of such people include Nelson Mandela, Mahatma Gandhi, and Martin Luther King Jr.

Discuss (with examples and other evidence) whether or not they think Quixote deserves to be put in the company of real-world idealists or is merely delusional.



VOCABULARY



Homophones are two words that are spelled differently but have the same sound.

A. Explain the difference between these words by making sentences. One is done for you.

1. see/sea - Can you **see** the birds flying over the **sea**?
2. knight/night -
3. right/write -
4. arms/alms -
5. fair/fare -
6. here/hear -
7. heard/herd -
8. our/hour -
9. no/know -
10. not/knot -

Homonyms are spelled the same way but differ in meaning.

B. Read the following sentences and write the meaning of the italicised words. One is done for you.

1. The bandage was *wound* around the *wound*.

- wound - injury
wound - past tense of wind

2. There is a *fair* Arts and Craft *fair* this weekend.

- fair -
fair -

3. The woodcutter *saw* a huge *saw* in his dream.

- saw -
saw -

4. Write the *right* answers on the *right* side.

right -
right -

5. The *well* was dug by a *well*-known king.

well -
well -

6. We have *march* pass in *March*.

march -
march -

7. *Can* you get me a *can*?

can -
can -

8. How long will the *live* fish *live* without food?

live -
live -

9. She has *tears* in her eyes as she *tears* old photos.

tears -
tears -

10. I will be *second* in line if I wait one more *second*.

second -
second -

Syllable is a unit of pronunciation having one vowel sound, with or without surrounding consonants, forming the whole or a part of a word; for example, there are two syllables in water. Wa/ter

1. adventure - ad/ven/ture - 3 syllables
2. courageous -
3. incredible -
4. knight -

5. hilarious -
6. excitement -
7. peasant -
8. imagine -
9. shepherd -
10. entreat -

LISTENING



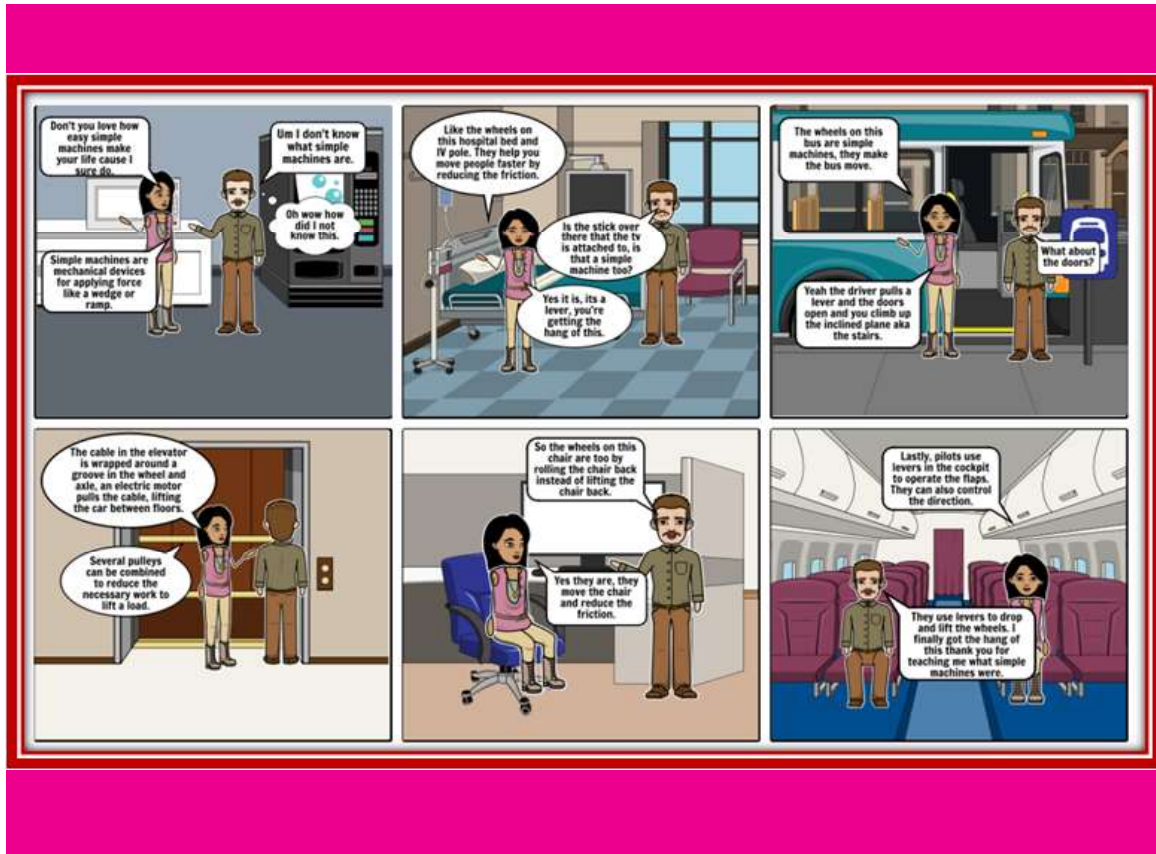
Listen to your teacher reading a passage on Adventure Trips.
Visualize the activities. Draw the scenes in the given boxes.

WATER ACTIVITIES

BONFIRE

ROCK CLIMBING

MOUNTAIN BIKING



Don't you love how easy simple machines make your life cause i sure do.
Um I don't know what simple machines are.
Simple machines are mechanical devices for applying force like a wedge or ramp.
On wow how did i not know this.

The cable in the elevator is wrapped around a groove in the wheel and axle, an electric motor pulls the cable, lifting the car between floors.
Several pulleys can be combined to reduce the necessary work to lift a load.

Like the wheels on this hospital bed and IV pole. They help you move people faster by reducing the friction.
Is the stick over there that the tv is attached to, is that a simple machine too?
Yes it is, its a lever, you're getting the hang of this.

So the wheels on this chair are too by rolling the chair back instead of lifting the chair back.
Yes they are, they move the chair and reduce the friction.

The wheels on this bus are simple machines, they make the bus move.
What about the doors?
Yeah the driver pulls a lever and the doors open and you climb up the inclined plane aka the stairs.

Lastly, pilots use levers in the cockpit to operate the flaps. They can also control the directin.
They use levers to drop and lift the wheels. I finally got the hang of this thank you for teaching me what simple machines were.

SPEAKING



A. Look at the story board. Read the description of the simple machines. Take roles to play. Then discuss in pairs to describe any simple machine. Create your own story board and take roles to play.



B. Ask the students to tell a story. It may be a true story or an imaginative story. Choose one of the titles from the following.

- ❖ A time I was very late
- ❖ A funny story about my friend
- ❖ I met someone very interesting
- ❖ An unusual event
- ❖ A funny story about my life

Think about your story

- ❖ When did it happen?
- ❖ Where were you?
- ❖ Who was there?
- ❖ What happened?

PICTO GRAMMAR




USE GRAMMAR



Solve the crossword puzzle using superlative adjectives.

Down	Across
2. The ----- man ever whose age has been verified is Jiroemon Kimura	1. Deserts are the ----- places on Earth
4. Antarctica is the ----- continent in the world	3. Russia is the ----- country in the world
6. The elephant is the ----- animal in the world	4. Mercury is the ----- planet to the sun
8. Mount Everest is the ----- mountain in the world	5. Vatican City is the ----- country in the world
	6. Diamonds are the ----- material in the world
	7. The cheetah is the ----- animal in the world



Put students in pairs and tell them to interview their partner. To do this they must make questions, e.g. What's the worst storm you've ever seen? They can also ask follow-up questions to find out more information. Do feedback on this as a whole class. Other thematic questionnaires of this kind could be:

Emotional experiences

- ❖ The most frightened I've ever been ...
- ❖ The happiest moment I've ever had ...
- ❖ The most nervous I've ever been ...

Musical experiences

- ❖ The best song I've ever heard ...
- ❖ The worst song I've ever heard ...
- ❖ The longest time I've ever danced ...

Places in your life

- ❖ The most dangerous place I've been in ...
- ❖ The cheapest restaurant I've eaten in ...
- ❖ The most boring town I've ever visited ...

WRITING



Write a paragraph comparing Don Quixote and Sancho Panza. The following words will help you to write a compare and contrast paragraph.

Similarities	Differences
is similar to	on the other hand
both	however
also	But
too	in contrast to
as well	differs from
	while
	unlike

CREATIVE WRITING



Local Historians

- ❖ Ask students to collect stories about their town from older people.
- ❖ Ask them to find out how the streets were named.
- ❖ Are there any interesting people or legends to which the street names refer?
- ❖ Are there any local places in town about which people tell stories?
- ❖ Any haunted houses?
- ❖ Let students find out when the town was founded and by whom.
- ❖ Visit a local historical society to see old photographs or artefacts.

Let student create an original historical fiction:

Describe the town from the point of view of a fictitious citizen who might have lived in the town long ago. Include local issues of the time in the story. Write the story of the town from the fictionalized point of view of a resident who actually lived.

CONNECTING TO SELF



Tackling the Issues

Ask the class to discuss solutions to an issue that plagues contemporary society at large or just your community—for example, homelessness, violence, environmental degradation, hunger.

Half the class should mention idealistic solutions to the chosen issue; the other half should mention only realistic approaches to solving the problem.

See if, in listening to both sides, someone can come up with a proposal that is both realistic and unconventional—an idea that hasn't been tried yet.

PROJECT



Imagine you are a marketing executive for a company in a specific industry (toothpaste, soup, hair care products, automobiles, etc) and are developing a product with a brand name that refers to a character from the story.

For example: You want to sell bandages that have little pictures of Don Quixote on them. Your company's name is Kure-All and you decide to call them "Kure-All Quixote Bandages".

The slogan might be: "Had a tough day with windmills? When you take a fall, use Kure-All."

You can use exciting words, a catchy new slogan, and a jingle, among other things, to promote sales of your item.

STEP TO SUCCESS



Look at the number pattern. Fill the blank in the middle of the series or end of the series.

1. SCD, TEF, UGH, _____, WKL
A. CMN B. UJI C. VIJ D. IJT
2. FAG, GAF, HAI, IAH, _____
A. JAK B. HAL C. HAK D. JAI
3. ELFA, GLHA, ILJA, _____, MLNA
A. OLPA B. KLMA C. LLMA D. KLLA
4. CMM, EOO, GQQ, _____, KUU
A. GRR B. GSS C. ISS D. ITT
5. QPO, NML, KJI, _____, EDC
A. HGF B. CAB C. JKL D. GHI



1

The Poem of Adventure

Poem

Warm Up



Look at the pictures. Name the activities.



Discuss and Answer.

1. What are the adventure activities of NCC?
2. When can you join the NCC?
3. What is the motto of NCC?

Think and Answer.

1. Why do we need adventure in life?

2. Do you like adventures? Why?

3. Why does the NCC conduct adventure activities?

Deep inside the mountain
the adventures hide themselves.
They are of all forms and shapes.
They all have an excellent ending,
because those that live their lives in adventure
see the world in an extraordinary special way.

To attract the adventures into the patterns of habit
you only need to close your eyes
and ask them to embrace you.
You can also imagine that you are transparent
and feel the wind stream through you
instead of going against you.
Or imagine there are tiny little wings on your back
and every time you take a new step you bounce a bit.

Maybe life itself is one big adventure
if only you have the correct shades on.
Back in the days of old
when knights were bold
who with a sword or lance
in armour sought romance.

It was the age of chivalry
long ago in man's history
when to fight for a righteous cause
one did gain considerable applause.

It was mainly for show, love and glory
they deemed themselves being worthy
to capture the heart of some fair maiden
which was the most desired prize laden.
Oh, they would strike heavy blows
on all of their opponents and foes
in a one to one combat defying death
as crowds watched with abated breath.

Yes, it was far back in those days of yore
that courage and strength came to the fore
where there was this life and death struggle;
such issues at hand the knights would juggle.

And in fighting for their country, faith and king
noble impressions on people's minds would ring
that even through the ages are held in high esteem
those knights in shining armour do now all seem.

There are many legends based on their heroic exploits
a legacy of tales which have been told with much adroit
highlighting aspects of human wisdom related to virtue and vice
and the lessons to be learnt are those of goodness and sacrifice.

History usually repeats itself time and again
as it often happens a situation comes when
we're asked to do something for a just cause
and acting with chivalry we shouldn't pause.

George Krokos

About the Poet

George Krokos was born on 30th June, 1951 in Samos, Greece and now lives in Melbourne, Australia. He is an aspiring poet who has written quite a number of poems inspired by nature, science, philosophy and the spiritual aspects of life. He has studied eastern and western religions and associated philosophy for over 35 years and has practised various forms of Yoga and meditation.

GLOSSARY



lance	-	
chivalry	-	
abated	-	
impressions	-	
exploits	-	
adroit	-	



READ AND UNDERSTAND



A. Read the lines and answer the questions.

1. Deep inside the mountain
the adventures hide themselves.
 - a. Where do adventures hide?
2. They are of all forms and shapes
They all have an excellent ending
 - a. What do have an excellent ending?
3. when to fight for a righteous cause
one did gain considerable applause.
 - a. When will one get an applause?
4. And in fighting for their country, faith and king
noble impressions on people's minds would ring
 - a. What does 'noble impression' mean?
 - b. Who can leave a noble impression?
5. There are many legends based on their heroic exploits
a legacy of tales which have been told with much adroit
 - a. What does 'heroic exploits' mean?
 - b. What are legends?

B. Answer briefly.

1. What is adventure?
2. Describe the appearance of a knight.
3. What are the characteristics of an adventure?

C. Think and Answer.

1. Why does the poet ask us to imaging that we have tiny wings on our back?
2. Why should we fight for righteous cause?

D. Literary Appreciation

1. Pick out the rhyming words.
2. Write down the alliterated words.

CREATIVE WRITING



Concrete Poems

Concrete poems are made up of words that have been placed in such a way that they make the shape of an object and also use words to describe the object.

Start by making a simple outline of the shape or object (an animal, a football, a fruit etc.) large enough to fill a piece of paper.

Then brainstorm a minimum of ten words and phrases that describe the shape. List action and feeling words as well.

Next, place a piece of paper over the shape and decide where your words are going to be placed so that they outline your shape but also fit well together.

Separate words and phrases with commas.



E. Now read the poem and pick out the nouns. Then write your own concrete poem.



1 Alice in Wonderland Supplementary

Alice was beginning to get very tired of sitting by her sister on the bank, and of having nothing to do: once or twice she had peeped into the book her sister was reading, but it had no pictures or conversations in it, 'and what is the use of a book,' thought Alice 'without pictures or conversation?' So, she was considering in her own mind (as well as she could, for the hot day made her feel very sleepy and stupid), whether the pleasure of making a daisy-chain would be worth the trouble of getting up and picking the daisies, when suddenly a White Rabbit with pink eyes ran close by her.



The Rabbit pulled a watch out of his pocket to check the time. He shook his head, then disappeared down a rabbit's hole. "I must find out why he's in such a hurry!" cried Alice. Filled with curiosity, she ran to the rabbit's hole and peeped through the entrance. The hole dropped suddenly and Alice fell.



She fell for a long time when suddenly she came upon a little three-legged table, all made of solid glass. There was nothing on it except a tiny golden key.

When she looked around again, she came upon a low curtain she had not noticed before, and behind it was a little door about fifteen inches high. She tried the little golden key in the lock, and to her great delight it fitted! She opened the door and saw a beautiful garden through it, but she couldn't reach it as she was too big.

When she turned around towards the three-legged table, Alice found a green bottle that said "DRINK ME" magically appeared on it. Out of curiosity, Alice took the bottle and drunk the entire potion. Then, she began to shrink until she was no bigger than a doll.

She opened the door and quickly ran through it. "What a splendid garden!" she exclaimed. "Why, I'm no bigger than the insects that crawl on these flowers." But the excitement soon wore off. Alice grew bored with her tiny size. "I want to be big again," she shouted. Her shouts startled the White Rabbit, who ran past her again. Mistaking her for his maid, he ordered, "Go to my cottage and fetch my gloves and fan." Alice was



confused by the Rabbit's behaviour. "Maybe I'll find something at the cottage to help me find my way out," she said hopefully.

As she was going out, she saw a piece of chocolate cake that was kept on a table by the doorway. Next to the cake was a note that read "EAT ME". "I'm so hungry," Alice said as she ate the cake. Suddenly she felt strange and realized - "Oh no! I've grown larger than this house!" she cried.

"Get out of my way! You're blocking the door!" shouted the White Rabbit. Alice managed to pick up his fan. Immediately, she began to shrink. But little did she know, it was a magical fan, which made her small again. "Oh no, I'll never get back to the right size," she went looking for help.



Soon, she saw a green caterpillar dressed in a pink jacket. He was sitting on the top of a large mushroom, smoking a bubble pipe. "One side makes you big, the other side makes you small," he said to Alice before slithering away. "One side of what?" Alice called after him. "The mushroom, silly," he answered. Alice ate a piece of the mushroom. "Thank goodness, I'm growing!" she cried, "But which way do I go?"

"That path leads to the Mad Hatter. The other way leads to - Lae March Hare," said a voice. Alice turned to find a smiling Cheshire Cat in a tree. "I'll see you later at the Queen's croquet game," he said before disappearing.

There was a table set out under a tree in front of the house, and the March Hare and the Hatter were having tea at it: A Dormouse was sitting between them, fast asleep, and the other two were using it as a cushion, resting their elbows on it, and talking over its head. 'Very uncomfortable for the Dormouse,' thought Alice; 'only, as it's asleep, I suppose it doesn't mind.' The table was a large one, but the three were all crowded together at one corner of it: 'No room! No room!' they cried out when they saw Alice coming. 'There's PLENTY of room!' said Alice indignantly, and she sat down in a large arm-chair at one end of the table. 'Have some wine,' the March Hare said in an encouraging tone. Alice looked all round the table, but there was nothing on it but tea. 'I don't see any wine,' she remarked. 'There isn't any,' said the March Hare. 'Then it wasn't very civil of you to offer it,' said Alice angrily. 'It wasn't very civil of you to sit down without being invited,' said the March Hare. 'I didn't know it was YOUR table,' said Alice; 'it's laid for a great many more than three.' "You may stay if you answer my



riddle." shouted the Mad Hatter. "Why is a raven like a writing desk?" Alice felt dreadfully puzzled. The Hatter's riddle seemed to have no sort of meaning in it, and yet it was certainly English. 'I don't quite understand you,' she said, as politely as she could. 'Have you guessed the riddle yet?' the Hatter said. 'No, I give up,' Alice replied: 'what's the answer?' 'I haven't the slightest idea,' said the Hatter. 'Nor I,' said the March Hare. Alice sighed wearily. 'I think you might do something better with the time,' she said, 'than waste it in asking riddles that have no answers.' And she continued her walk.

Suddenly she found herself in the middle of a field where the Queen of Hearts was playing croquet. Her guards and gardeners were shaped like cards. One gardener had planted white roses by mistake and then painted them red, "Off with their heads!" shrieked the Queen. "I hate white roses!".

Then she noticed Alice and asked her "Have you ever played croquet?" "Yes," Alice timidly answered. "But I've never used a flamingo or a hedgehog." "Play with me!" ordered the Queen. "And let me win or I'll have your head!" Alice tried her best to play well, but she had trouble with her flamingo. "Off with her head!" cried the Queen. Just then a trumpet sounded in the distance calling court to session.

Everyone rushed into the courtroom. "Court is now in session," announced the White Rabbit, "Will Alice please come to the stand?" Alice took the stand and looked at the jury box, where the March Hare and the Mad Hatter were making noise. The Dormouse slept and the Cheshire Cat smiled at her. "What's going on?" asked Alice. "You are guilty of stealing the delicious heart-shaped tarts!" accused the Queen, "And now you must be punished. Off with her head. Off with her head!" yelled the Queen. "How silly," replied Alice. "I did not have the slightest idea what you were talking about! I was only playing croquet."



Alice felt someone touch her shoulder, "Wake up. You've been sleeping for too long," said her sister softly. "I had a strange dream," said Alice. She told her sister about the White Rabbit, the mad tea party, the Queen of Hearts and the trial. But her sister wasn't paying attention. "You're reading again," mumbled Alice. As she stretched, Alice saw a little White Rabbit with pink eyes scurry behind a tree.



READ AND UNDERSTAND



Identify the character / speaker.

1. I must find out why he's in such a hurry!
2. Go to my cottage and fetch my gloves and fan.
3. Oh no, I'll never get back to the right size.
4. One side makes you big, the other side makes you small.
5. I'll see you later at the Queen's croquet game.
6. You may stay if you answer my riddle.
7. Wake up. You've been sleeping for too long.

Discuss and Answer.

1. Why did Alice follow the rabbit?
2. Do you think this was a good idea?
3. Why can't Alice get through the little door into the garden?
4. Why does Alice drink from the bottle that says 'DRINK ME' and why does she eat from the cake that says 'EAT ME'?
5. How does Alice feel after all these changes?
6. What do you think is going to happen next?

Think and Answer.

1. What challenges does Alice face and how does she overcome them?
2. Have you ever had a strange dream? Share your dream in the class.

Role play

Put students in pairs to role play a conversation between:

- ❖ Alice and her sister.
- ❖ Alice and White Rabbit.

Activity

It's fun to help out in the kitchen. You can even practice reading aloud when reading the recipe. And you can learn a little math by figuring out how to measure. Here are a few fun items to make that are "Alice" themed.

Rabbit Salad

In this recipe, you will create a salad shaped like a rabbit.

- ❖ Start by washing some lettuce leaves. You will be using them as the base for the salad. Spread the leaves on top of a plate.
- ❖ For the rabbit body: You will need half of a fresh or canned pear. If you have a whole pear, cut it in half lengthwise. This will be the body you will decorate.
- ❖ To create the rabbit's nose: use a cherry or some red-coloured, dried fruit, like a cranberry. Place it in the middle of the narrow part of the pear.
- ❖ Now you can add the eyes. Take 2 raisins and put them just above the nose on the narrow part of the pear.
- ❖ Next, the rabbit will need its ears. Use 2 almonds or other nut of choice and stick them into the pear above the eyes.
- ❖ Lastly, all rabbits need a tail. Take a small piece of cauliflower and place it at the rear of the wide end of the pear half. For a sweeter version, use a mini marshmallow.

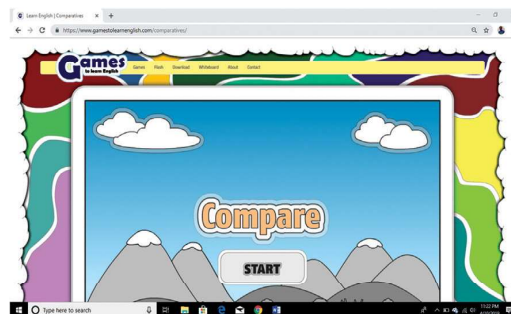
Learning About Nature

Learn about caterpillars and butterflies. Read a book about a caterpillar turning into a butterfly. You can get one from the library or go online and find information with pictures.

ICT CORNER

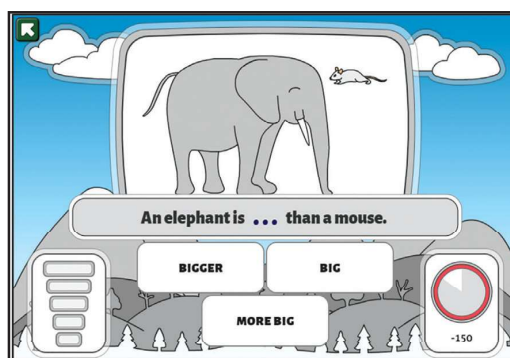

GRAMMAR – DEGREES OF COMPARISON

- ★ To learn and practise the three forms of adjectives.
- ★ To know and practise about the rules while comparing the adjectives.



Steps

1. Type the URL link given below in the browser or scan the QR code.
2. You can see the home page of the interactive game of Adjectives.
3. Click START button to start playing the game. First choose the adjective to be compared by clicking the image. Click PLAY button.
4. Click the right form of adjectives and check your progress. Levels and Time limit is given on each side.
5. Complete all the exercises by clicking arrow button in the home page while selecting various adjectives to check your knowledge in Degrees of comparison..



Website URL

Click the following link or scan the QR code to access the website.

<https://www.gamestolearnenglish.com/comparatives/>

** Images are indicative only.





The Last Stone Carver

Prose

Warm Up



Work in pairs.

Read the instructions given below, draw and name the picture

1. Draw a Letter A
2. Just below draw a letter B.
So A is a cap for B
3. Give B one eye, a round nose and a big mouth

Picture Clue: He is in circus.

Write step by step instructions for the following picture.



1



2



3



4



5

Section I

READING



Listen to the teacher read this section.



The young man flung the hammer and the chisel to the ground and cried, "I'm leaving Father. I'm leaving you and this work. Look what it's brought us!"

He spread out his arms and glanced indifferently at the small, **congested** work room. The white washed walls were stained by many monsoons. The window, bare of curtains, opened into a tiny backyard.

"After all these years of work, this is all we have – nothing, nothing. This kind of work just doesn't pay!"


The old man stared at his son in surprise. Although his voice trembled, it didn't lose its usual gentleness. "It's not only the money that matters, son. It's the service, our service to God."

"Father," the young man **grunted** impatiently, "times have changed. The stone carver's work has changed too. You can't live on sculptures for temples only. You have to mass produce, mass produce like all the others in Agra. Come on, Father! Wake up."



The lines around the man's mouth tightened. "No, my son. This is the work I learnt from my father. And he learned from his father. We have kept up this tradition for hundreds of years... and I hoped you would continue our work."

"No, Father" the young man replied with determination. "I'm tired of working for a pittance for the committee of the temple in Srinagar. I'm leaving, Father."



The young man moved angrily out of the room, leaving his old father **crouching** in front of a half-finished marble statue. He dropped his hands into his laps, and closed his eyes. He began to pray and didn't even hear the hesitant 'goodbye'. His son called out from the door.

"Masterjee!" called Salim, the servant boy, entering the workshop barefooted. He held out a glass of steaming tea in his hand. "Masterjee?" he asked once more, his voice filled with concern.

The old man looked up. His face was ashen. He looked tired. He called the boy to come closer and motioned him to sit down.

"Salim," he said gently, "soon I will be the last stone carver here. All the others would have gone to Agra. There they are turning out cheap candlestands, paperweights and ashtrays by the dozen. They are making money, but they betray our skill, our age-old tradition. Now Gopal has also gone. I'll have to finish this sculpture alone. And with the help of God, I'll do it, Salim. "I know you will, Masterjee," the boy answered. "You'll make many more."

The old man looked at the orphan boy who had come to work for him five years ago. Drenched to the skin, dressed in tatters, he had begged for shelter during monsoon storm. And had stayed on to work for the old master craftsman. He had grown tall and strong. The old man knew that Salim too would leave him one day.

He shook his head. "My strength is waning. I can't work with the chisel like I used to. Carving takes too long, much too long. Then he straightened up and said with fresh **determination**, "I'll have to finish this work. And surely I will."

"Yes, you will," the boy repeated offering his master the glass of tea. "Drink please."



It will do you good.” Then he added, “I have to go to the market for an hour or two. But I’ll be back in time to prepare dinner.” The old man nodded. The old man sighed and picked up the chisel and hammer. The cool metal of the tools filled him with happiness and confidence. He loved his work, and didn’t want to change it for any other in the world.

GLOSSARY



congested	-	overcrowded
grunted	-	made a low sound
crouching	-	sitting on heels
determination	-	firmness to do something

Which of the two sentences given below convey the following meaning?

1. stained by - mark made on clothes or materials

The white washed walls were stained by many monsoons. _____

a. The walls were made dirty by rains.

b. The Monsoon removed the dirt from the walls.

2. working for a pittance – working for very little money

I am tired of working for a pittance.

a. He didn’t want to work because he was tired.

b. He didn’t want to work as he gets low income for his work.

3. ashen – pale

His face was ashen.

a. He looked pale and dull.

b. He looked bright and cheerful.

4. drenched – thoroughly wet

He is drenched to the skin. _____

a. He is thin and skinny.

b. He is thoroughly wet.

Section II



Days and weeks went by. It was a month since Gopal had left. The old man worked tirelessly. It was all there, in the stone the strong, straight shoulders of Krishna, his soft curved hips, the pointed fingers holding the flute delicately to his lips, his **serene** face eternally beautiful – the old man could see it in the stone. He could feel it. He only had to set it free with the chisel.

He didn't feel hunger, he didn't feel thirst. He was driven by the strong desire to finish the sculpture in time. It was his biggest piece of work, his best. It would also be his last.

On and on he worked, his chisel striking the stone again and again. But then came the day when the old man felt his strength ebb. His shoulders began to ache, his arms felt heavy and his vision **blurred**. Overcome with fear, he sank to his knees and prayed. The old man prayed a lot these days.

"Masterjee," Salim said, "you haven't touched your food again. Please have some rice and vegetables. You only had a glass of milk for breakfast. Have the curd. You like curd, I know you do."

The old man looked up. He whispered, "I don't think I'll be able to finish it. If Gopal was here, it would be different. He hadn't yet learnt to carve the finer details but in a year or two he would have learnt surely."

He felt silent. "It was the features and hands that gave him trouble. There was something missing in his figures. That something which can't be taught."

"Because it comes from somewhere deep inside you," Salim whispered. "From deep inside here!" and he pointed to his heart.

The old man looked at the boy surprised. He saw him **blush** and turn his face away.

"You are right, Salim, you are right." And then he added with sudden bitterness, "And if you don't have it here," he thumped his chest, "then you'd better go to Agra and mass produce ashtrays for tourists from abroad. Then..." The old man coughed painfully and reached for his glass of water.

"Eat, Masterjee, eat. Everything will be alright."

After he had eaten, the old man once again took up his hammer and chisel. He worked till late in the night. In the early hours of the morning the chisel fell from his hand, and the hammer dropped to the ground. His old body sagged, falling forward limply. His forehead struck Krishna's flute and slid down the statue to rest on the pedestal.

"Hai Ram," he muttered, and sank into a comfortable darkness.

When he opened his eyes, he found himself lying on a cot in his bedroom, covered by a light cotton blanket.

GLOSSARY




serene	-	calm
blurred	-	become unclear
blush	-	show shyness

Read the sentences and number them in correct order.

1. The old man worked tirelessly on the sculpture.
2. He had a strong wish to finish it in time.
3. Over days, he felt very weak.
4. He thought he wouldn't be able to finish it.
5. He wished to have Gopal with him.
6. He realized that Gopal must learn to carve the finer details.
7. Salim felt that it should come from within.



Section III



From the workshop, the chipping sound of the chisel reached his ears. He listened. Had his ears deceived him? No, He could hear it again – the strong blow of the hammer on top of the chisel.

Gopal! He was back! Gopal had returned. He would help him. They would finish the statue! He **stumbled** to his feet, crossed the small room and reached the door.

"Gopal!" He was about to shout when the words froze on his lips. "No!" he wanted to cry out " Stop! Stop the work!."

But he couldn't move. Shock had **immobilised** him. He stood staring at the back of the young stone carver working on the face of the statue, on the eyebrows, arching over a pair of fine eyes.

But it wasn't his son sitting cross-legged before the biggest statue he had ever carved. It was Salim, his servant.

The old man watched stunned. The first wave of shock, fear and anger passed to give way to a feeling of great relief and happiness.

"Hai Ram," the old man whispered "Hai Ram" and **tottered over** to the boy. Dropping his hand on his shoulder he said softly, " Salim."

The **startled** boy turned and looked up at his master. He rose to his feet clumsily, the hammer and chisel still in his hands.

"Salim," the old man searched for words. "I...I...I...only wanted to help," whispered the boy, "I...I'll learn, if you teach me Masterjee! I have practised secretly for almost two years in the quarry.

"Please tell me! For many years, I wanted to become a sculptor like you yet I fought the feeling. But it proved too strong. I know there is nothing in this world I would like to do more, there is nothing in life that I could do better. I want to become a stonecarver. Will you please teach me, Masterjee?"

The old man pulled the boy's head against his shoulder and whispered, "There's nothing I can teach you my son beta. Go ahead. You have it in your hands and in your heart. I know you will be one of the country's finest stonecarvers."

Sigrun Srivastav

Sigrun Srivastav is an Indian author of German origin. She is a multi-faceted artist, a writer, a sculptor and an illustrator. As a writer she has written over 25 books for children of all ages.

GLOSSARY



stumbled	-	lost balance
immobilized	-	stopped from moving
tottered over	-	moved unsteadily way
startled	-	surprised

Read Section – III (para 1 and 4) and answer the following questions.

Paragraph 1

1. Who listened to the chipping sound of the chisel? _____
2. Who was working with the hammer and chisel? _____

Paragraph 4

1. Who was staring? _____
2. Who was the young stone carver? _____
3. What was he working on? _____



VOCABULARY



Work in pairs.

A. Arrange the words in alphabetical order, find the meaning of the words from the dictionary and fill in the blanks.

Ikebana Appliqué Origami Calligraphy Tapestry

1. _____ - _____
2. _____ - _____
3. _____ - _____
4. _____ - _____
5. _____ - _____

B. Match the tools with art forms.

S.No	Column A	Column B
1	Hammer and chisel	Painting
2	Paint brush and palette	Sculpture
3	Moulds and roll pin	Embroidery
4	Scissors and paper	Pottery
5	Needle and thread	Collage

Language Check Point



Do you see a red car outside?	see -something that you do naturally without thinking
Look at the blue bird in the tree.	look -make an effort to see something
I don't have time to watch TV now.	watch -something you look at for a period of time

LISTENING



C. Listen to the teacher reading the passage. Read the questions given below, then listen to passage again and complete the responses.



Questions	Responses			
1. Madhubani paintings are from _____ state.	Bihar	<input type="text"/>	Assam	<input type="text"/>
2. Madhubani paintings were originally done on _____.	canvas	<input type="text"/>	walls	<input type="text"/>
3. This painting has international recognition.	yes	<input type="text"/>	no	<input type="text"/>
4. Dilli Haat is a _____.	tourist place	<input type="text"/>	craft bazaar	<input type="text"/>
5. Madhubani painting can also be a _____.	product	<input type="text"/>	career	<input type="text"/>


SPEAKING



D. Work in pairs. Find answers to these questions and present it to the class.

- ❖ Do you have art / craft session in your school?
- ❖ Which session do you like – art / craft?
- ❖ What do you do in that session?
- ❖ Do you work individually or in pairs?
- ❖ Can you do an art work or a craft work on your own?
- ❖ What qualities do you gain by doing art or craft?

PICTO GRAMMAR




The dog chews the shoe




The shoe is chewed by the dog




My mom has made a cake



A cake has been made by my mom



The cat is chasing the rat.



The rat is being chased
by the cat.

Note to the teacher

In the active voice, the subject performs the action.

In the passive voice , the subject receives the action.

USE GRAMMAR**E. Construct meaningful sentences from the table given below.**

1. Silence			used in petrol bunks.
2. Cars			maintained in libraries hospitals etc.
3. Cleanliness	should		avoided as they cause cavities and toothache.
4. Cell phones	should not	be	practised at homes as well as in public places.
5. Junk food			parked in ' No Parking' area.
6. Sweats			avoided as it is bad for health.

F. Read the news report given below and underline the passive form of verbs.

The police had announced that the State Bank of India was robbed yesterday. Two men entered the bank at 4.30 pm with guns in their hands. Customers and bank clerks were asked to lie down on the floor, and one of the bank clerks was made to fill robbers' bags with money. After that the two men left the bank quickly. The police officer said that more than one lakh of rupees was stolen from the bank but nobody was injured. He also added that the robbers would be found soon.

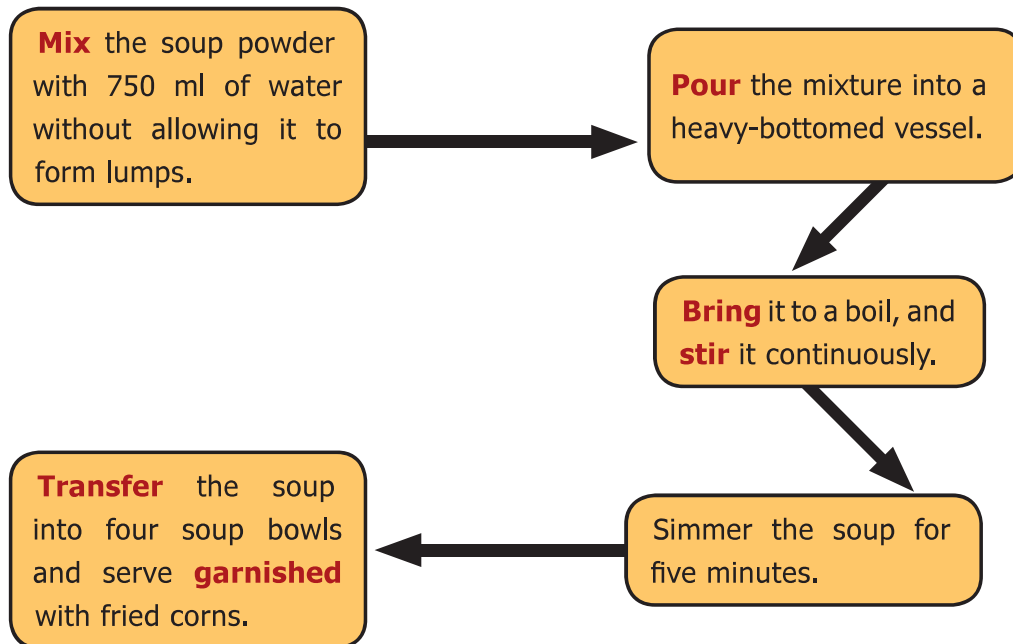
Work in pairs**G. Rani's teacher narrates to her students about the production of paper. Read the following narration and fill in the blanks with the verbs using their passive form.**

People of China produced paper from wood. They mixed water with the fibres of wood and dried it, until they became a soft wet pulp. They used this pulp to make paper. The Chinese invented this method of paper making in 2nd century BCE. Later Egyptians used papyrus plants to make paper.

1. Paper _____(produce) from wood.
2. The fibres of wood from trees _____(mix) with water to make a soft wet pulp.
3. Later, it _____(dry) to make paper.
4. This method _____(invent) in 2nd BCE in China.
5. Papyrus plants _____(use) by Egyptians to make paper.



H. Read the process of making soup. Use suitable passive form of verbs and complete the paragraph.



The packet is opened and the contents (i) _____ with 750 ml of water, without allowing it to form lumps. The mixture (ii) _____ into a heavy-bottomed vessel. It (iii) _____ in low flame for five minutes. The soup (iv) _____ into soup bowls and (v) _____ with fried corns.

WRITING



- I. If you are asked to choose from any one of these toys which one do you choose? Give reasons. (plastic toys, wooden toys, clay toys, metallic toys)
- J. Your friend has presented a beautiful art piece on your birthday. Write a letter to her appreciating her art work.

CREATIVE WRITING



K. You have prepared some eco-friendly craft materials like paper mache dolls, greeting cards, book marks, festoons, garlands, quilling jewellery etc for an Art Mela to be conducted in you school premises. Describe in a few sentences how you made the craft work. Include the following details in your writing.

- ❖ Name of the craft work
- ❖ Materials used
- ❖ Nature (handy / eco-friendly, longlasting / affordable price)
- ❖ Use (place / person / time)



2 Wandering Singers Poem

Warm Up

Discuss in pairs, circle the names of musical instruments from the grid. One is done for you.



u	c	p	k	f	d	x	g	v	e
a	s	z	a	o	k	u	u	r	m
v	e	e	n	a	q	t	i	l	r
i	s	n	j	m	g	f	t	m	i
v	b	p	i	a	n	o	a	e	d
i	t	y	r	j	g	v	r	o	a
o	a	e	a	p	x	a	u	w	n
l	b	f	l	u	t	e	d	c	g
i	l	g	h	a	t	a	m	a	a
n	a	d	a	s	w	a	r	a	m





Where the voice of the wind calls our wandering feet,
Through echoing forest and echoing street,
With lutes in our hands ever-singing we roam,
All men are our kindred, the world is our home.

Our lays are of cities whose lustre is shed,
The laughter and beauty of women long dead;
The sword of old battles, the crown of old kings,
And happy and simple and sorrowful things.

What hope shall we gather, what dreams shall we sow?
Where the wind calls our wandering footsteps we go.
No love bids us tarry, no joy bids us wait:
The voice of the wind is the voice of our fate.

Sarojini Naidu

Sarojini Naidu was a famous Indian poet and a major freedom fighter. She was given a sobriquet Bharat Kokila (The Nightingale of India) on account of her beautiful poems and songs.



GLOSSARY



lute	-	a kind of stringed musical instrument
roam	-	wander, travel
kindred	-	relations
lays	-	songs, stories
tarry	-	wait, delay
fate	-	destiny, luck

A. Read the poem aloud in groups.

B. Pick out the rhyming pairs from the poem and fill in the table.

1st stanza	2nd stanza	3rd stanza

C. Read these lines and answer the questions given below.

1. Where the voice of the wind calls our wandering feet

Whose 'Wandering feet' is referred to here?



2. With lutes in our hands ever-singing we roam,
All men are our kindred, the world is our home.

Who does 'we' refer to? What do they have in their hands? What is its name?

How are the men in the world related to the singers?

3. Our lays are of cities whose lustre is shed,

Here 'Lays' means _____

- a. lying down b. stories c. to keep

4. The laughter and beauty of women long dead;

Explain the meaning of the above line.

WRITING



D. Answer in a paragraph.

What does Sarojini Naidu say about the Wandering Singers? Write in your own words. (in about 60 words)

E. Think and answer.

1. Are the singers homeless travellers? Why do you think so?
2. Do the singers have hopes and dreams? If not, why?
3. What are the themes of the singers' songs?

**Patachitra**

Naya is a quaint little village in West Bengal's Midnapore district. However, it is not an ordinary village. Around 250 patuas or chitrakaars or artists live there. These folk artistes are painters, lyricists, singers and performers all rolled into one. They practise an ancient folk art called Pata Chitra. This is a type of storytelling using painted scrolls. The scrolls have stories painted on them and the artists sing the story as they unroll the scroll. This art has been practised since the 13th century.

Traditionally, such story tellers took their painted scrolls from village to village. In every village they unrolled the scrolls frame by frame. and sang pater gaan or the story songs. In return for their performance, the villagers gave them rice, vegetables and money. Their stories included mythological stories and tribal folklore. Nowadays the artists sing of social messages and contemporary events as well.

Over time, however, people lost interest in this art form and there were few artists and fewer listeners. To keep their art alive in the modern world, the patuas adapted their skills and themes to the times. An innovative step they took to do this was to establish a patachitra village at Naya. Slowly, the efforts to revive their artistic heritage started paying off. Today, the patachitra art is flourishing again in the village, with village youngsters taking up the traditional art form as a passion and profession.




A traditional *pata* was painted on a canvas made of jute fibre. Now, it is made by stitching together sheets of commercial poster paper. The colours come from plants such as marigold, indigo, teak leaves, saffron, and turmeric. They also use lamp black. The colours are mixed in coconut shells with the sap of the bel tree (wood apple), which acts as a glue. After finishing, a thin cotton cloth is glued to the back of the painting so that it will last long. Next, the completed scrolls are dried in the sun before they are stored in rolled up bundles.



Today the *patuas* make rectangular and square-shaped paintings of different sizes. Social messages like conservation of trees, female infanticide, child-trafficking and AIDS awareness figure in their paintings. They also paint images of traditional subjects, such as a cat eating a lobster or fish, tigers, rows of cows or white owls. The *patuas* today do not make too many long story scrolls. A few of them still sing their self-composed songs, but only on demand.

The *patachitra* art tradition was traditionally passed down from father to son, but today many *patua* women have also taken up the craft. Under an initiative 'Art for Livelihood', some of these women are leading local development.



Patachitra

Since 2010, an annual three-day festival *Pot Maya* has been held to celebrate the success of the local artists. Held in November every year, the festival exhibits modern paintings as well as scrolls dating back hundreds of years. At this time, the villagers paint the mud walls of their houses with colourful *patachitra* motifs and hang scrolls on ropes in the courtyards. They also clean up the surroundings and decorate the entire village with flowers to get ready for visitors. As there are no hotels in the village, the *patuas* house the visitors in their own homes and in tents.



A display at the Pot Maya festival

During the festival, the quiet hamlet is transformed into a vibrant cultural hub where visitors can learn about the craft of *patachitra*. Several workshops are held, stories are told, and different types of *pata* artwork are displayed for sale. Musical and dance performances by well-known artists start in the evening and go on well into the night. The *patuas* hold demonstrations on natural colour extraction from sources

Watching a *patua* singing gently as he or she unfurls the scrolls is an unforgettable experience. The play of light and shadow from the oil lamps on the soft colours and delicate imagery of the paintings is magical. If you are interested in traditional art and crafts, do visit this unique village. It will be a delightful experience in a beautiful rural setting.



A. Fill in the blanks choosing the words / phrases given in the box.

Midnapore folk art chitrakaars Pata Chitra painted scrolls unrolled

Naya is a quaint little village in West Bengal's _____ district. However, it is not an ordinary village. Around 250 patuas or _____ or artists live there. These folk artistes are painters, lyricists, singers and performers all rolled into one. They practise an ancient _____ called Pata Chitra. This is a type of storytelling using _____. The scrolls had stories painted on them and the artists sang the story as they _____ the scroll. This art has been practised since the 13th century.

B. Write the apt word for the given phrases.

1. The traditional folk art of West Bengal - _____
2. Annual festival to celebrate the success of local artists - _____
3. The other name of story tellers - _____
4. Conservation of trees, female infanticide etc.. - _____

C. Fill in the details of the mind map.



CHARACTERS		
1. The artists of Naya are called _____.		
2. These folk artists include _____, _____, _____ and _____.		
3. The number of artists _____.		
SETTING	SOLUTION	PROBLEM
State -----	-----	This art form faded over a period of time.
District -----	-----	
Village -----	-----	

D. The process of making a Patta is in jumbled form. Read the sentences and number them in proper order.

- ❖ A Patta is created by painting on a canvas.
- ❖ It is made by stitching multiple sheets of poster paper together.
- ❖ Jute fibre canvas was used in olden days.
- ❖ Plant-based colours and lamp black are mixed in coconut shells.
- ❖ The sap of the wood apple tree acts as a glue.
- ❖ A thin cotton cloth is glued to the back of the painting for long life.
- ❖ The completed scrolls are dried in the sun.
- ❖ Finally they are stored in rolled up bundles.

E. Write a few sentences about Pot Maya festival.

PROJECT



F. Make a diary entry about your visit to a Science Exhibition.

G. Design a certificate, a badge or a medal for sports day.

CONNECTING TO SELF




H. Draw the pictures in the given boxes using the clues.

--	--	--	--

- ❖ The snake is next to the owl.
- ❖ The owl is not next to the bird.
- ❖ The kite is on the right.
- ❖ The owl is between the snake and the kite.

Now where is the bird? _____

**I. Draw an envelope with the flap open without lifting your pen from the paper.
Indicate the numbers to show how it was drawn.**



STEP TO SUCCESS



J. Find their group name and write them in the blanks.

literary art martial art visual art textile art performing art

1. Kuchupudi, Bangra, Dandia, _____
2. prose, poetry, drama, novel _____
3. photography, film making, sculpture _____
4. Karate, Kungfu, Capoeira _____
5. weaving , embroidery, carpet designing _____

LEARNING LINKS AND REFERENCES



e-links :	https://www.indianholi-il-nadu/arts and crafts
	crafts of india - wikipedia.
Book :	The Complete books of Arts and Craft
	My Book of Art and crafts

Listening Passages

Unit 1

There is a very famous quote by Hellen Keller, "Life is either a daring adventure or nothing." Adventure trips are all about making memories, gaining more knowledge, learning new things about the surroundings and about one's own self and making lots of great stories. Going for an adventure camp is the best way to get all of these as it forces one to get out of their ordinary lives and try new things.

Adventure camp basically means spending the nights in tents and doing various activities at the camp-site. There are many activities included in camping to make it more exciting and interesting. Some of these are mentioned below:

Water Activities: If your camp site is near a water body then one can do aqua zorbing, water skiing, fishing, swimming, playing water volleyball and other such fun games.

Bonfire: This can be done during winter camping. Campers are made to sit surrounding the bonfire and talk about their stories or perform some acts, such as playing some instrument or singing songs.

Rock Climbing: This activity is meant to provide both physical and mental challenges to the climbers and help them in learning new skills.

Mountain biking: Just a few scratches and the trip can be memorable with new experience of driving bicycles on forest roads.

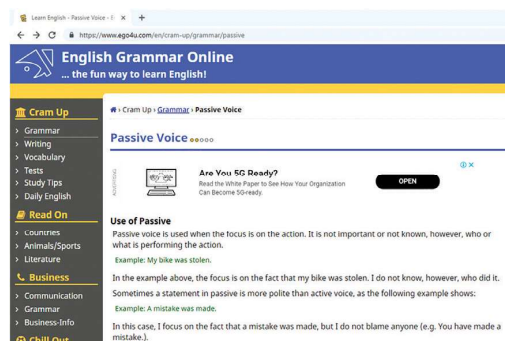
Unit 2

Madhubani painting or Mithila paintings from the Mithila region of Bihar were originally done on walls during festivals and other such occasions. The artists like Jagdamba Devi and late Mahasundari Devi are responsible in getting it international recognition. Madhubani paintings find a pride of place in our homes today. One can see the tourists flocking to the Madhubani stalls in craft bazaars like the Dilli Haat. It needed educated and ethnically aware people to bring this aspect of our culture on the international scene and make the younger generations take pride in them so that they voluntarily made a studied choice of them as career options.

ICT CORNER

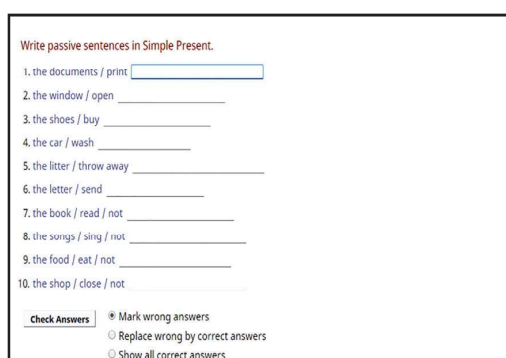
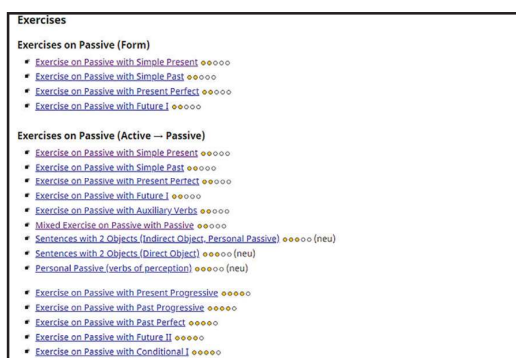
GRAMMAR – ACTIVE & PASSIVE VOICE

- ★ To learn about the active and passive voice.
- ★ To know and practise the voice exercise in Simple present tense.



Steps

1. Type the URL link given below in the browser or scan the QR code.
2. You can see the use of passive voice with many examples.
3. After go through those, scroll down to find **Exercises** links.
4. Click **Exercise on Passive with Simple Present** and type the answers in the boxes. Check your answers at the end.
5. Complete all the exercises by clicking the links of active voice and passive voices in Simple Present tense one by one to check your learning in it.



Website URL

Click the following link or scan the QR code to access the website.

<https://www.ego4u.com/en/cram-up/grammar/passive>

** Images are indicative only.





Acknowledgement

We express our gratitude to the writers and publishers whose contributions have been included in this book. Copyright permission for use of these materials have been applied for, however information on copyright permission for some of the material could not be found. We would be grateful for information for the same.

Prose

Adventures of Don Quixote - Miguel de Cervantes
The Last Stone Carver - Sigrun Srivastav

Poem

The Poem of Adventure - George Krokos
Wandering Singers - Sarojini Naidu

Supplementary

Alice in Wonderland - Lewis Carroll
Naya – The Home of Chitrakaars - Patachitra

English – Class VII

List of Authors and Reviewers

Advisory Committee

Uma Raman
ELT Consultant & Executive Committee,
Vidyodaya School, Chennai

Domain Expert

Jayashree Arun
ELT Consultant, PSS Hr.Sec.School,
Mylapore, Chennai

Nagalakshmi B
ELT Consultant, Chennai

Reviewers

Ms. Vijayshree G
Assistant Professor of English,
Quaid - E- Millath Govt. College for Women, Chennai.

Ms. Uma T
Assistant Professor of English,
Quaid - E- Millath Govt. College for Women, Chennai.

Academic Coordinator

Sagayaraj L
B T Asst. Govt.Girls Hr.Sec. School,
Tiruttani, Thiruvallur

Shakila Christy S
SGT, T.M.P. School, Kargil Vetri Nagar,
Thiruvatriyur, Chennai

Art and Design Team

Artist

Ramar P
Drawing Master, GBHSS, Kamaraj Nagar,
Avadi, Chennai

Gopalakrishnan N
Drawing Master, Kumara Rajah Muthiah HSS,
Gandhi Nagar, Adayar, Chennai

Prabu Raj D T M
Drawing Master, GHS Manimangalam,
Kanchipuram

Balaji K
Drawing Master, GHSS,
Thirumullaivasal, Nagappattinam

Anandakumar A
Drawing Master, GHSS, Azhividaithangi,
Thiruvannamalai

ICT Coordinator

Vijaya Kumar M
B.T. Asst.,GHSS, Somandarkudi,
Kallakurichi

Co-ordinator

Ramesh Munisamy

Graphics & Layout

V2 Innovations, Gopalapuram, Chennai 600 086.

Authors

Dhilip S
B.T. Asst.,GHSS, Sathiyamangalam,
Villupuram

Magdalene Premalatha B
B.T. Asst.,GHSS, Ammaiappan,
Thiruvallur

Uma Pappa V
B.T.Asst., GHSS, Karapakkam,
Kanchipuram

Akila S
B.T. Asst.,GBHSS,
Chrompet, Chennai

Dinesh Anand J
B.T.Asst., GHSS, Varagur,
Thanjavur

A.Arana
BRTE-Sattankulam,
Thoothukudi

Ms. Meena Rajeswari
TGT., Hindu Senior Sec School,
Triplicane, Chennai

Ms. Parvathi Devi
TGT., Kola Perumal Chetty Vaishnav Senior Secondary School,
Chennai

QR Code Management Team

R. Jagannathan
SGT, PUMS. Ganesapuram,
Polur, Thiruvannamalai.

M. Murugesan
B.T. Asst., PUMS. Pethavelankottagam,
Muttupettai, Thiruvallur.

V. Padmavathi
B.T. Asst., GHS, Vettriyur,
Thirumanur, Ariyalur.

Digital Content Team

Dhayananth K.B. B.T. Asst.,
GBHSS Udumalaipet, Tirupur Dist,

Typist

A. Devapriya, Gnanodhaya Teacher Training Institute,
St. Thomas Mount, Chennai

In House QC

Rajesh Thangappan
Prasanth C
Arun Kamaraj
Prasanth P

This book has been printed on 80 GSM
Elegant Maplitho paper.

Printed by offset at:



NOTES

